

Viewline Level gauges

Description

Indication of Fuel- Freshwater- and Wastewater Tank levels.

Features

- _ Integrated Warning LED.
- _ Changeable Frontbezels.
- _ LED Illumination
- _ Flush mount possibility
- _ High reliability



Picture: Fuel level gauge





















Concept





Housing	PC; flame retarding (UL94)
Bezel	PC or ABS; several colors and shapes (see table)
Lens	PMMA; double lens
Dial	backlit; different colors (see table)
Pointer	backlit, white on black dials; red on white dials
Illumination	Dial: LED amber (605nm) Pointer: LED red (632nm)
Warning LED	red (632nm)
Mounting	spinlock Nut; locking height 0,5mm – 20mm, optional Studs and Bracket; locking height 2 – 15mm
Connection	8 pin MQS connector system

Technical Data

Installation depth	50mm	
Installation diameter	52mm	
Deflection angle	90°	
Operating Voltage	10 – 16 Volt	
Accuracy	< 3,6 angular degrees	
Current consumption	< 140 mA, including Warning LED	
Operating temperature	-30°C to +80°C; plated bezels (chrome) -30°C to +70°C	
Storage temperature	-40°C to +80°C for 48h; plated bezels (chrome) -40°C to +70°C +90°C for 1h	
Temperature shock	Range	-40°C to +85°C; plated bezels (chrome) -40°C to +70°C
	Transformation time	10 seconds
	Retention time	2h
Climatic test	Range	+25°C to +55°C
	Rel. Humidity	95%
EMC in conformity with	DIN_EN 61000-6-3 DIN_EN 61000-6-1 DIN_EN 61000-6-4 DIN_EN 61000-6-2	
Standards	EN 60945	
	GL, Category C, F (under preparation)	
Vibration	Sinus 2g; 10-500Hz; duration 16h	
	Noise 3g; 10-1000Hz, duration 8h	
Mechanical shock	continuous	25g; 6ms; 1Hz
	Single shock	100g; 11ms
	Free fall	1m; 3 times
Chemical resistance against-	preservative agent - preservative agent remover - cold cleaner - methylated spirit - interior cleaner - drinks containing caffeine and tannin	
Nominal position	NL 0 to NL 85 (DIN16257)	
Protection class	according to IEC 60529	
	Front: IP67 (in Nominal position)	
	Rear: IP52 (in Nominal position)	
Reverse polarity protection	yes, 5 minute	
Over voltage protection	yes, 24V for 1 minute	

available Gauges:

No. packed	No. unpacked	color	Function	Double Scale	Measurement range	ISO Symbol	Sensor type *	Voltage	Double lens
A2C59510034	A2C53210954	black	Freshwater	no	1/1		20mA	12+24	yes
A2C59510035	A2C53210953	white	Freshwater	no	1/1		20mA	12+24	yes
A2C59510036	A2C53210834	black	Blackwater	no	1/1	WASTE	20mA	12+24	yes
A2C59510037	A2C53210833	white	Blackwater	no	1/1	WASTE	20mA	12+24	yes
A2C60100126	A2C53191462	black	Fuel	no	1/1		LT EU	12V	no
A2C60100127	A2C53191463	black	Fuel	no	1/1		DT A	12V	no
A2C60100128	A2C53191464	black	Fuel	no	F		LT EU	12V	no
A2C60100129	A2C53191465	black	Fuel	no	F		LT US	12V	no
A2C60100130	A2C53191466	black	Fuel	no	F		090	12V	no
A2C60100131	A2C53191467	black	Fuel	no	F		DT A	12V	no
A2C60100132	A2C53191468	white	Fuel	no	1/1		LT EU	12V	no
A2C60100133	A2C53191469	white	Fuel	no	1/1		DT A	12V	no
A2C60100134	A2C53191470	white	Fuel	no	F		LT US	12V	no
A2C60100135	A2C53191472	white	Fuel	no	F		090	12V	no
A2C60100136	A2C53191473	white	Fuel	no	F		DT A	12V	no
A2C60100137	A2C53191755	black	Fuel	no	1/1		LT EU	12V	yes
A2C60100138	A2C53191756	black	Fuel	no	1/1		DT A	12V	yes
A2C60100139	A2C53191757	black	Fuel	no	F		LT EU	12V	yes
A2C60100140	A2C53191758	black	Fuel	no	F		LT US	12V	yes
A2C60100141	A2C53191759	black	Fuel	no	F		090	12V	yes
A2C60100142	A2C53191760	black	Fuel	no	F		DT A	12V	yes
A2C60100143	A2C53191761	white	Fuel	no	1/1		LT EU	12V	yes

A2C60100144	A2C53191762	white	Fuel	no	1/1		DT A	12V	yes
A2C60100145	A2C53191763	white	Fuel	no	F		LT US	12V	yes
A2C60100146	A2C53191764	white	Fuel	no	F		090	12V	yes
A2C60100147	A2C53191765	white	Fuel	no	F		DT A	12V	yes
A2C60100148	A2C53192573	black	Freshwater	no	1/1	WATER	LT EU	12V	yes
A2C60100149	A2C53192574	black	Freshwater	no	F	WATER	LT EU	12V	yes
A2C60100150	A2C53192575	white	Freshwater	no	1/1	WATER	LT EU	12V	yes
A2C60100326	A2C53192576	white	Freshwater	no	F	WATER	LT EU	12V	yes

*

LT EU Lever type european ohmic values
 LT US Lever type US ohmic values
 DT A Dip type, adjustable

Accessories:

A2C59510221	VL Dropping resistor 24V without connector
A2C59510886	VL Make point switch 12V
A2C59510854	VL Mounting Kit (studs and brackets) 52, 85, 110mm
A2C59510864	VL Mounting bracket flush mount
A2C53215640	VL Sealing Ring 52mm flush mount
A2C59510847	Bush housing, 8-pin
A2C53324664	Protective connector cap, 8-pin
Tyco No. 539635-1	Hand pliers
Tyco No. 539682-2	Tool for hand pliers.
Tyco No. 1355718-1	Single contacts 0.14 – 0.22 mm ² tin plated
Tyco No. 963729-1	Single contacts 0.5 – 0.75 mm ² tin plated
Tyco No. 1355717-1	Strip 0.14 – 0.22 mm ² tin plated
Tyco No. 928999-1	Strip 0.25 – 0.5 mm ² tin plated
Tyco No. 963715-1	Strip 0.5 – 0.75 mm ² tin plated

Bezels 52mm

	black	black nickel*	brush aluminum*	chrome	gold*	white
flat	A2C53186040	A2C53293468	A2C53293480	A2C53186023	A2C53293482	A2C53186022
round	A2C53186027	A2C53293494	A2C53293495	A2C53186029	A2C53293496	A2C53186028
triangle	A2C53186024	A2C53293545	A2C53293546	A2C53186026	A2C53293548	A2C53186025

* Only on request, no part off standard portfolio